




## Wilbergs Polyurethane Primer

**Consolidating moisture-repellent resin for the treatment of absorbent surfaces or floorings.**

### TECHNICAL CHARACTERISTICS:

- Monocomponent
- 100% polyurethane
- Odorless
- Solvent-free
- Quick drying
- Effective barrier against residual humidity (max. 4 - 5 %)
- Consolidating properties

### SPECIAL PROPERTIES:

	EC1 PLUS symbol Established using GEV criteria, classified as EMICODE EC1 PLUS: very low emissions.
	Emission class as per French regulations.
	Suitable for underfloor systems.

### WHERE CAN BE APPLIED:

- Absorbent flooring Traditional concrete screeds.
- Anhydrite screeds (calcium sulphate).
- Absorbent sub-floors with underfloor heating or cooling systems.

### SURFACE PREPERATION:

Always use suitable tools to check the moisture content in the sub-floor. The sub-floor to be treated must be compact, free from loose parts and compliant with DIN 18356. Any surface defects such as cracks or crevices should be treated by mixing fine sand (not marine) with WILBERGS polyurethane primer to obtain an even grout.

Before application, make sure that there is an adequate vapor barrier in place.

### APPLICATION:

Let the product reach room temperature and mix it before use. Always check the compactness and moisture content of the screed (max 4 – 5 %).

Apply the first coat of WILBERGS Polyurethane primer with a roller or brush. Allow to dry in a ventilated room for 45–55 minutes in appropriate environmental conditions +15 °C – 25 °C and 50 – 70% RH (otherwise optimum results may not be achieved and drying times may vary).

If necessary, apply a second coat WILBERGS polyurethane primer within 12 hours, and if applying a leveler, spread fine quartz sand (0.1 – 0.3 mm [not marine sand]) onto the last coat of primer. After approximately 2 hours, remove any excess sand before bonding, which must be carried out within 24 hours.


Always use suitable personal protective equipment.

Always consult the technical and safety data sheet for the product.

## SPECIFIC CHARACTERISTICS (normal conditions):

Appearance:	Brown liquid
Brookfield viscosity at 20 °C (mPa*s):	200 – 300
Yield: (g/m <sup>2</sup> ): First coat:  With two coats:	100 – 150 g/m <sup>2</sup>  200 – 250 g/m <sup>2</sup> (the yield of the product may vary depending on the porosity or flatness of the surface being treated)
Drying time (minutes):	45 – 55
Time required between coats (hours):	2
Usage temperature (°C):	Minimum +15
Application/equipment:	Roller, brush
Equipment cleaning:	GR7, before the product sets
Product removal:	GR7, before the product sets
Storage (months): Maximum temperature +5 (°C):	12
Disposal information:	Dispose of in compliance with the local and national regulations in force
Packing:	10 kg
Recommendations for use:	When bonding, you should use our Wilbergs adhesive. Always use suitable personal protective equipment Always consult the technical and safety information sheets
GISCODE:	RU 1

## HAZARD PICTOGRAMS:





**The product is made in Italy for Wilbergs Group JSC.**

Adesiv S.R.L Via delle Rose, 31 – 36061 Bassano del Grappa (VI) Tel. no. +39(0)424 566 406, [www.adesiv.it](http://www.adesiv.it)  
Adesiv S.R.L is a high quality adhesive manufacturer that has been producing adhesives since 1971.

Wilbergs Group JSC warrants that the information contained in this data sheet is based on the company's experience and technical/scientific knowledge; however, it cannot assume any responsibility for the results obtained from the use of the products, as the conditions of application are beyond the company's control. You should always check that the product is suitable for the specific use. This version supersedes and supersedes all previous versions.